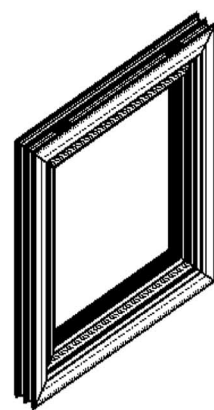
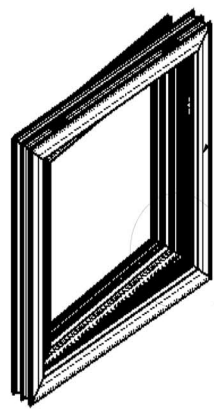


Boa-Restrictor

Boa Restrictor Fitment & Operation Guide.



Window in fully closed condition



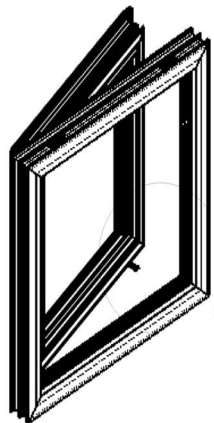
Window in restricted open position

Espag Gear
Side of Casement

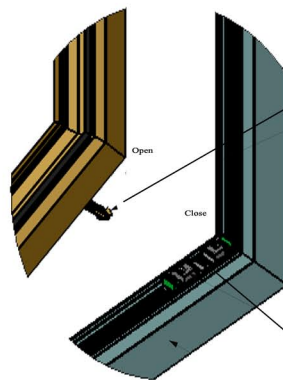
SASH

Latch is held in
restricted position
by side arms
when engaged

FRAME



Window in fully open condition



Latch -
Located in the Euro-groove on
the sash side of the window

Boa-Restrictor casing -
Allows the window to be opened initially by a distance of 100mm max
Located in the friction stay groove on the frame section of the window.

**By expanding the buttons either side on the latch the window can then
be fully opened to the desired position.**

Boa-Restrictor Fitment & Operation Guide

The Winlock Boa-Restrictor prevents a window fitted with a conventional friction stay from being opened fully thus requiring a sequential operating method to fully open the window.

Eurocell 60 Casement Profile Illustrated Outward Opening/Externally Glazed 600mm SQ

WINLOCK

Halesfield 8, Telford, Shropshire, TF7 4E Tel: 01952 680178

Fax: 01952 684355 Sales: 01952 686777

Email: sales@winlock.co.uk

Web: www.winlock.co.uk