

WINLOCK 

April 2016
Volume 1, No. 1

Newsletter

Document  Solutions

Contents

- Quick Guide to Document Q
- Document Q Profile Solutions
- Deltalock Flushsash Shootbolt System
- Lifetime Concealed Door Handle Range



Quick Guide to Document Q

WHAT IS IT?

Document Q is part of the Building Regulation 2010 and deals specifically with the prevention of unauthorised access to buildings. The aim is to make new buildings more burglar resistant.

WHAT DOES IT APPLY TO? "Anything that requires planning permission – whether new buildings or extensions/ changes to existing buildings. Extensions that are "permitted developments" and therefore do not need planning approval are exempt"

WHEN DOES IT START? Work started after October 2015 where building regulations approval is not given before that date – for work with approval before October 2015 the construction must have started by October 2016 to be exempt.

WHAT DOES IT REQUIRE? All easily accessible doors and windows must be made to PAS024 or a higher standard.

WHAT DOES EASILY ACCESSIBLE MEAN?

- Ground floor
- Any door or window within 2m of ground floor level
- Any door or window within 2m of a level surface or pitched roof (30' or less) that is no more than 3.5m from ground level

HOW DO I SHOW PAS024 COMPLIANCE?

The door/window design must be evidenced by a test to PAS024 by a UKAS approved test house. This test may be conducted by a 3rd party, it does not have to be done by the fabricator, but the door/window must be made to the design covered by the test. Any deviation from the test specification

may result in the door/window being rejected by the developer.

ANYTHING ELSE? Yes – MAIN ENTRANCE DOORS must have a door viewer (unless there is a clear glass pane in the door or sidelight) and must have a door chain or limiter.

And – LETTER BOXES must have a maximum 260mmx40mm-opening aperture and be designed or located so as to prevent reaching through with a hand or stick.



WHAT ABOUT TIMBER DOOR SETS?

These can either be covered by a PAS024 certificate or made to the Bespoke Timber Secure Door set specification (which applies only to hardwood doors with a density of more than 600kg per cubic metre). This specification sets out that the door must either have a multipoint door lock which is tested to BS EN 3621/8621/10621 or a mortice and rimlatch both of which are tested to one of these standards. If externally hung then hinge protectors must be fitted. This specification allows the use of a 1 star cylinder provided it has a sacrificial anti-snap feature (rated grade 2 under the EN 1303 standard for this feature).

WHAT DOES IT MEAN IN PRACTICE? DOORS

- Security door hinges or hinge protection
- One-piece strikers will probably need additional steel tops
- Cylinders must be at least 1 star (if accompanied by a cylinder guard or 2 star handle set)
- With a 3 star cylinder any handle sets can be used
- PAS024 test must be on the relevant profile

WINDOWS

- Hinge protectors must be used to support friction stays
- Some espag systems may require special strikers with extra fixings and/or steel tops
- PAS024 test must be on the relevant profile

WINLOCK'S DOCUMENT Q SOLUTION

Why Pay for your own testing when Winlock can offer a full Document Q compliant package for the following applications.

HALO	Casements, French doors, Single door & Composite.
SWISH	Casements, French doors & Single doors
DEEPLAS	Casements, French doors & Single doors
EUROCELL	Casements, French doors & Single doors

AVAILABLE SOON:

Liniar	Casements, French doors & Single doors
Synseal	Casements, French doors & Single doors
Profile 22 (New)	Casements, French doors & Single doors

Single Door Test Easyfit Security Hinge




FLUSH SASH SHOOTBOLT SYSTEM



elta lockTM

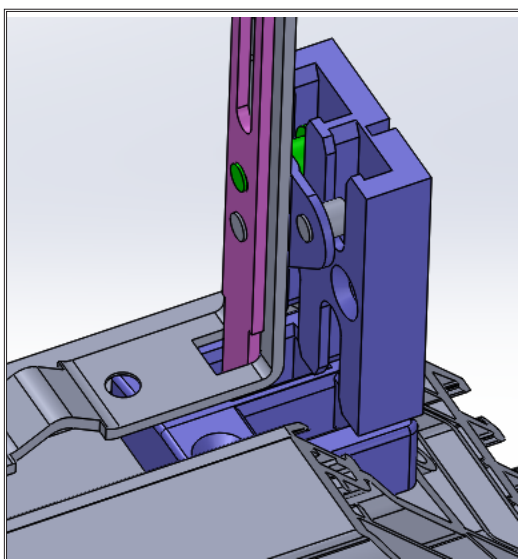
Unique patented design made specifically for flush sash casements in order to provide:

- Night vent position without compromising the weather seal.
- Enhanced security to PAS024
- Unique appearance and branding, there is nothing else like it!

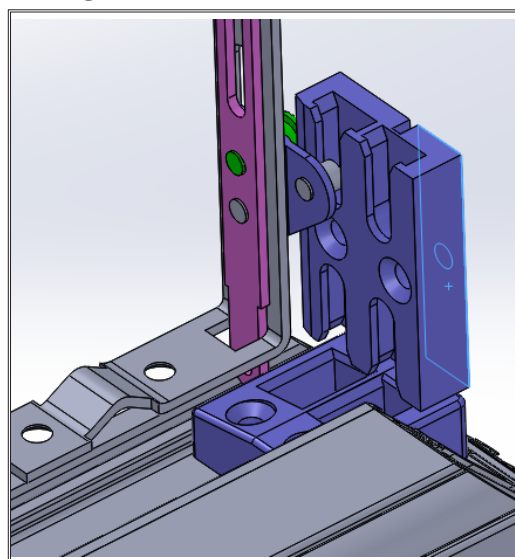


This range is available with 3 different central gearbox options and will suit Veka, Liniar, Eurocell and Profile 22 (New) flush sash systems.

Fully Locked Position



Night Vent Position



Lifetime Concealed Door Handle Range:

NOW YOU SEE IT!!



NOW YOU DON'T!!

The Lifetime concealed consists of all stainless steel parts on the outside, allowing 15 year guarantee to be given. Additionally, the inside handle has a cover plate which conceals the screws giving a clean smooth appearance.

The handles themselves are either hollow stainless or aluminium, both of which are very light and hence far less likely to fatigue the springs and sag than other zinc or brass alternatives.



Offers a cost effective solution.

Stainless external pad option

Available in any painted finish

10 Year Mechanical warranty

Tested to 200,000 cycles

Fully tested to EN1906 (Lifetime Security Version)

Based on our top of the range TS007 2 Star Lifetime Security handle range the NEW Lifetime Concealed offer top end performance at affordable prices.